

Date: _____

District: _____

CLASS: WORKING PAIRS - PATTERN #2

HIGH SCHOOL: _____

ATHLETE #: _____

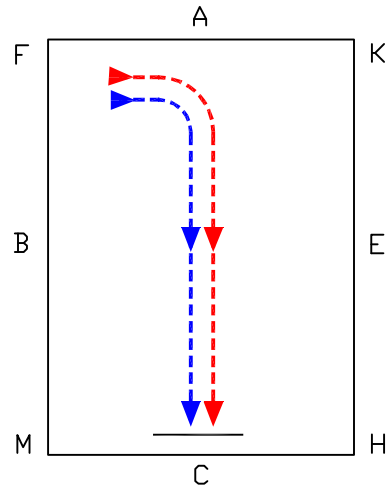
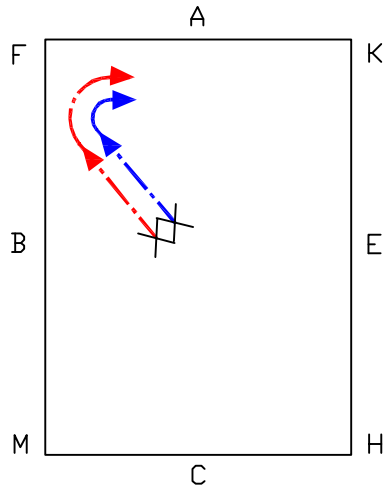
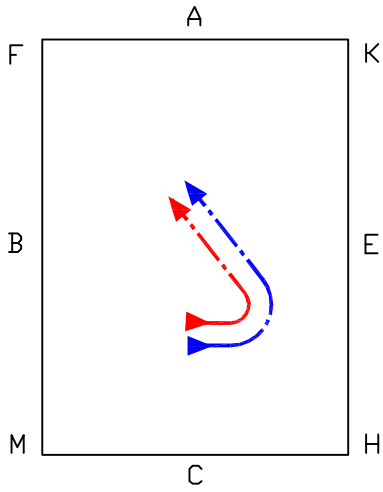
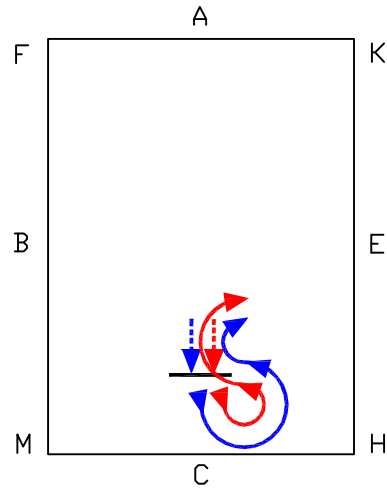
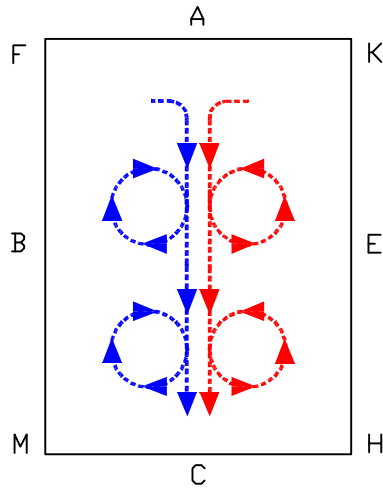
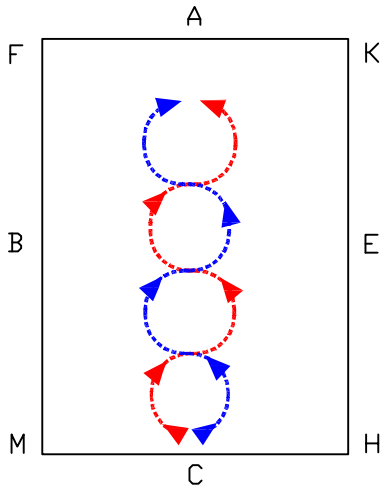
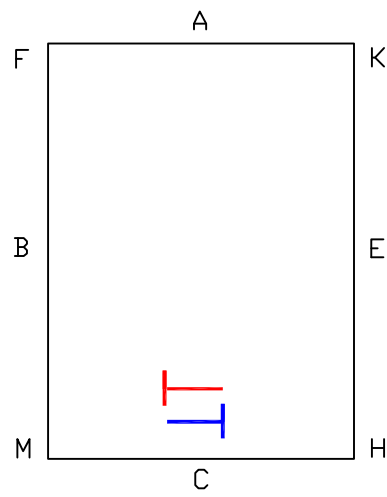
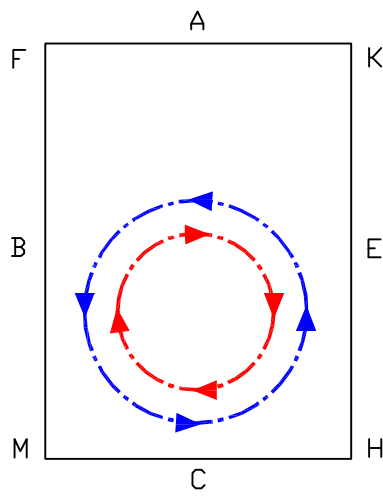
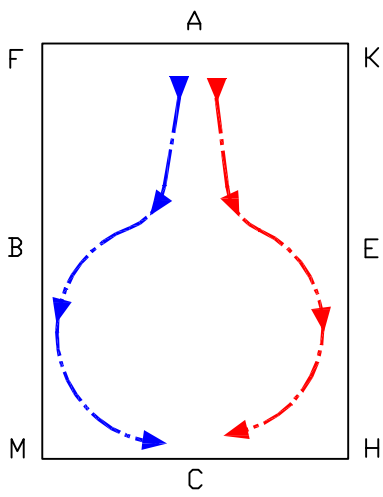
#	ELEMENT JUDGED:	COMMENTS:	Score
1.	Be ready at A. Both riders pick up lope/canter together on correct leads. Then riders begin to split as diagramed. The split and turn to the circle is gradual, not a sharp turn		
2.	Riders meet at C and perform opposite direction circles		
3.	Riders halt at C. Riders should be side by side facing opposite directions		
4.	Pick up jog/trot in opposite directions turn down centerline, and then weave each other four times down center with bend and roundness		
5.	Riders meet face to face at A and turn up centerline continuing at jog/trot. Riders each roll out at a jog/trot to the outside and then rejoin side by side. This is repeated a second time		
6.	At C riders halt. Rider 2 performs a tight turn/pivot to left while rider 1 stays aligned and walks small circle. After 270° turn/pivot, rider 1 stops and performs a tight turn/pivot while rider 2 stays aligned and walks a small circle (180°). This is similar to a whip maneuver		
7.	Riders pick up left lead lope/canter and then turn onto diagonal line as diagramed toward F		
8.	In center change leads and continue as diagramed		
9.	Before A transition to extended jog/trot and turn up centerline. At C halt and salute		
10.	Overall Horsemanship.		
11.	Degree of Difficulty		

Judge's Signature: _____

Expectations:

- This class is judged on individual horsemanship skills, which include correct leads, balanced gaits, transitions and overall uniformity. Smooth and quiet use of aids is essential.
- Mirror images are important. Circles should be round and equal.
- Work for simultaneous lope/canter departs.
- Timing is an essential part of this class. Use of the arena and timing of transitions will be evaluated for score.
- The pattern should be smooth and the music and decoration on the equines should not distract from the overall performance. If music is offensive to the judge or general audience, it will be noted in the Overall Horsemanship score.
- All maneuvers should be in unison. And riders should stay "Shoulder to Shoulder"
- Degree of difficulty score will be based on what type of bridle and equipment are used to maneuver horse. For example, two hands on a curb will be given a lower degree of difficulty score than riders using one hand.
- Any bit may be used in this class, and reins may be held by any safe method.

Equipment Needs: All Small Court Dressage arena letters (A,K,E,H,C,M,B,F)



Note: Rider 1 is Blue, Rider 2 is Red

OHSET
PATTERN #2
Working Pairs
 #2.14.19 Revised 11-28-18

Legend :	
Walk	—————
Jog / Trot
Extended Jog / Trot	-----
Lope / Canter	— — — —
Two Track	++++++
Back	xxxxxx